



### District Report Card: 2017


<b>State:</b> Chhattisgarh	<b>District:</b> Mungeli
<b>Class:</b> 3	<b>Subject:</b> Language
<b>Schools:</b> 61	<b>Students:</b> 1269


### Participation/Coverage


#### Students

<div>GENDER</div> <div></div>	Boys		Girls	
	Number	%	Number	%
	625	49.25	644	50.75

<div>AREA</div> <div></div>	Rural		Urban	
	Number	%	Number	%
	1209	95.27	60	4.73

<div>CATEGORY</div> <div></div>	SC		ST		OBC		GEN	
	Number	%	Number	%	Number	%	Number	%
	402	31.68	113	8.90	732	57.68	22	1.73

<div>CWSN</div> <div></div>	LD	VI	HI	S&LD	ID	Oth
	1	2	0	1	29	2

<div>Management</div> <div></div>	Government		Government-aided	
	Number	%	Number	%
	1269	100.00	0	0.00

### Average Performance of Students in Language (%)

Overall	Gender		Area		Management		Social Group			
	Male	Female	Rural	Urban	Govt.	Aided	SC	ST	OBC	GEN
68.41	66.25	70.50	68.84	59.67	68.41	0.00	63.22	74.16	70.10	77.27

## Performance on Learning Outcomes (LOs)

Learning Outcomes	Description	Average Performance(%)
L304	Reads small texts with comprehension i.e., identifies main ideas, details, sequence and draws conclusions	69.13
L312	Reads printed scripts on the classroom walls: poems, posters, charts etc.	66.95

Range of Performance of Students who Answered Correctly							
Below 30%		30% - 50%		50% - 75%		Above 75%	
Number	%	Number	%	Number	%	Number	%
149	11.74	127	10.01	346	27.27	647	50.99

## Lowest Performing Learning Outcomes (LOs)

- 1 - Reads printed scripts on the classroom walls: poems, posters, charts etc. (66.95)
- 2 - Reads small texts with comprehension i.e., identifies main ideas, details, sequence and draws conclusions (69.13)